

P  
A  
S  
C  
H  
A  
L



C  
A  
N  
D  
L  
E

WORKSHOP 20.04.26

## Gathering Hymn

This little guiding light of mine  
I'm going to let it shine.

This little guiding light of mine  
I'm going to let it shine.

This little guiding light of mine  
I'm going to let it shine.

Let it shine, let it shine,  
let it shine.



Take my little light round the world  
I'm going to let it shine.

Take my little light round the world  
I'm going to let it shine.

Take my little light round the world  
I'm going to let it shine.

Let it shine, let it shine,  
let it shine.



Don't you (pew) my little light out,  
I'm going to let it shine.

Don't you (pew) my little light out,  
I'm going to let it shine.

Don't you (pew) my little light out,  
I'm going to let it shine.

Let it shine, let it shine,  
let it shine.



Hide it under a bush, Oh No,  
I'm going to let it shine.

Hide it under a bush, Oh No,  
I'm going to let it shine.

Hide it under a bush, Oh No,  
I'm going to let it shine.

Let it shine, let it shine,  
let it shine.



# WELCOME



# The Easter Season

Easter is the most important season in the Church Year and it is the longest one. It starts on Easter Sunday and lasts for fifty days finishing on Pentecost Sunday.



## The Easter Vigil

The Easter Vigil is the most beautiful liturgy in the Catholic Church.

It is celebrated on Holy Saturday evening and marks the beginning of Easter.

The darkness in the church reminds us of the darkness of the tomb.

# The Service of Light

The service begins with the Church in darkness. Outside the church the Easter fire is lit and blessed. The Paschal candle is lit from the fire.



The smaller candles held by the people are lit from the Paschal Candle and shared around the church from person to person, showing how we spread the Light of Christ in the world through our service and kindness to others.



The Paschal Candle is lit for Mass and every service held in Church during the Eastertime.


It is relit for Baptisms and Funerals.



The Paschal Candle represents the eternal presence of Christ. The lighting of the flame is to help people remember that Jesus is the Light of the World.



The cross is the central symbol on the Paschal Candle.



Five grains of incense are put on the candle to represent the wounds Jesus suffered on the cross.

For Christians the Greek letters, Alpha and Omega, show that God is the beginning and the end.

The year is written on the Candle to represent God's presence today.

## Gospel Acclamation

Allelu, allelu, allelu, alleluia, praise ye the Lord.

Allelu, allelu, allelu, alleluia, praise ye the Lord.

Praise ye the Lord, alleluia,

Praise ye the Lord, alleluia.

Praise ye the Lord, alleluia, praise ye the Lord.

I am the Light of the World,

follow me and you will have the light of life.

## A reading from the holy Gospel according to Matthew

You are the light for the whole world. A city built on a hill cannot be hid. No one lights a lamp and puts under a bowl; instead, it is put on the lampstand, where it gives light for everyone in the house. In the same way your light must shine before people, so that they will see the good things you do and praise your Father in heaven.

The Gospel of the Lord.



# PRAYERS OF LIGHT

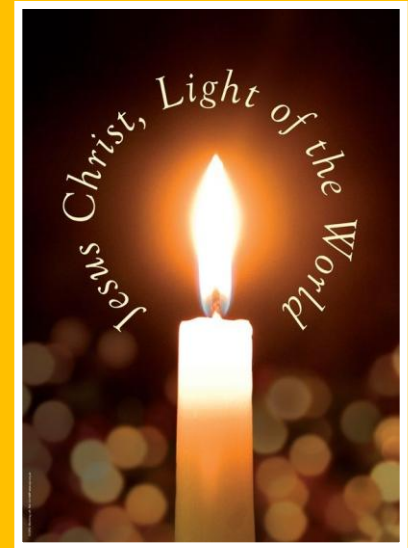


Light of our lives,  
shine in our hearts

# The Spirit lives to set us free

The Spirit lives to set us free,  
walk, walk in the light.  
He binds us all in unity,  
walk, walk in the light.

Walk in the light,  
Walk in the light,  
Walk in the light,  
Walk in the light of the Lord.



The Spirit lives in you and me,  
walk, walk in the light,  
His light will shine for all to see,  
Walk, walk in the light.

*Walk in the light,  
Walk in the light,  
Walk in the light,  
Walk in the light of the Lord.*




We know his death was not the end,  
walk, walk in the light,  
He gave his Spirit to be our friend,  
walk, walk in the light.


*Walk in the light,  
Walk in the light,  
Walk in the light,  
Walk in the light of the Lord.*



Step 1 Colour in the cross and the A and the O. You may want to add a picture onto the cross like the chalice or a dove. You could do a pattern at the top and or the bottom of the candle or add a row of gems.



Step 2 Now take the five spilt pins and put them through the card where the red x is.



Step 3 Take a ruler to the bottom of the card and make a fold the width of the ruler. Cut from the bottom edge to the fold line. Roll the card into a candle shape and sellotape it together. Fold the flaps and stick using PVA glue onto the gold plate

Step 4 Colour in the printed flowers or make your own from tissue paper. Stick the plastic flowers and the flowers you have made around the Paschal Candle. The flowers on a Paschal Candle are normally white and yellow.



Step 5 Colour in your flame or make your own and attach it to the top of your candle. Use flame colours, red, orange and yellow.



# ENJOY MAKING YOUR PASCHAL CANDLE

